



● Drills / Tappers

Drills	50
Baby Angle Drills / Corner Drills	54
Corner Drills	55
Accessories	56
Tappers	57



Drills

DRILL SIZE, CUTTING SPEED AND MATERIAL

When selecting a suitable model of drill for your application, it should be chosen on the basis of drill bit size and suitable cutting speed for the material to be drilled. The table below shows the recommended drill bit sizes for different speeds when drilling some common materials. The figures in the table are based on drill speeds at normal pressure and the minimum torque in conjunction with drill breakthrough. The table only shows which drill bit sizes give the cutting speeds within the ranges stated. Note that it is quite possible to drill with smaller diameter drill bits, i.e. at lower cutting speeds. Longer drill bits than those indicated may also be used for occasional drilling work. However, in the case of drill bit sizes larger than the standard chuck capacity of the machine, the torque may be insufficient for the high cutting forces occurring in conjunction with drill breakthrough.

In order to obtain a sufficient cutting force when applying feed pressure by hand, pre-drilling is recommended for drill bit sizes above 8 mm when drilling in mild steel, soft cast iron, malleable iron as well as for holes larger than 6 mm in forged steel and stainless steel.


Suggested Cutting Speed (min⁻¹) for Drilling

Material	Stainless Steel	Forged Steel	Mild Steel	Soft Cast Iron	Malleable Iron	Brass or Bronze	Aluminum	Magnesium	Plastic	Wood	Titanium
Cutting speed (m/min) Drill bit size	9-12	12-15	24-33	30-45	24-27	60-90	60-90	75-120	30-45	90-120	15-18
3mm	1100	1400	3000	4000	2700	8000	8000	10400	4000	11000	1750
4mm	840	1100	2200	3000	2000	6000	6000	7800	3000	8400	1300
5mm	660	860	1800	2400	1600	4800	4800	6200	2400	6700	1050
6mm	550	700	1500	2000	1350	4000	4000	5200	2000	5600	880
8mm	420	540	1100	1500	1000	3000	3000	3900	1500	4200	660
10mm	330	430	900	1200	800	2400	2400	3100	1200	3300	630
12mm	280	350	750	1000	700	2000	2000	2600	1000	2800	440
13mm	260	330	700	920	630	1800	1800	2400	920	2550	400
14mm	240	300	640	850	580	1700	1700	2200	850	2400	370
16mm	210	270	560	750	500	1500	1500	1950	750	2100	330
19mm	180	230	480	630	430	1250	1250	1600	630	1800	280
22mm	150	200	410	540	370	1100	1100	1400	540	1500	240
23mm	140	190	390	520	350	1000	1000	1350	520	1450	230
25mm	130	170	360	480	320	960	960	1250	480	1330	210
28mm	120	150	320	420	290	850	850	1100	420	1200	190
32mm	100	130	280	380	250	750	750	980	380	1050	160
44mm	75	100	210	270	180	550	550	700	270	750	120
50mm	65	85	180	240	160	480	480	620	240	670	110
75mm	44	57	120	160	110	320	320	420	160	450	70
100mm	33	43	90	120	80	240	240	310	120	330	55

1 REVERSIBLE DRILLS

Fuji offer some reversible drills. The reverse action is selected by simply turning the reverse lever.

FRD-20R~100R, FCD-23R~100R, F-22RCR, 32RCR



2 TWO-STAGE THROTTLE ACTUATION

This mechanism allows slow start smooth operation to full speed allowing the drill bit to be centralised prior to drilling at full speed.

FRD-5P, 8PX, 12Z~16Z



3 SWIVEL TYPE EXHAUST COVER

The exhaust cover can be rotated to enable the operator to choose a convenient direction of the exhaust air.

FRD-20R~50R, FCD-23R~100R



4 REAR EXHAUST WITH BUILT-IN MUFFLER

The noise level is minimised via the muffler built into the exhaust cover.

FRD-5P, 6PX, 8PX, FCD-6X, 10X



5 LOCKING HANDLE

The locking handle is designed to reduce the risk of inadvertent starting of the drill. The handle reverts automatically to the locked position when released.



6 PLASTIC COVER

The plastic cover softens the effect of vibration during the drilling application and creates a "warm to touch" feeling to improve operator comfort.

FCD-10X, 6EX



7 DEAD HANDLE

The dead handle helps to soften the breakthrough reaction force experienced when drilling "through holes".

FRD-6S-7, 6PX-7, 8PX-2, 3, 12Z~16Z



8 SELF-RETURN ROLL HANDLE

When the operator releases the handle, it automatically returns to the "OFF" position and the air supply is switched off. When ordering, add "S" to the end of the model name.

FRD-20R~100R, FCD-23R~100R



9 SWIVEL TYPE AIR EXHAUST HOSE JOINT (OPTION)

Connecting an air exhaust hose, with the optional swivel type air exhaust hose joint, provides improved operator comfort by directing the exhaust air away and reducing the noise level.

FRD-20R~50R, FCD-23R~100R



Drills

Fuji Drills are light weight with a sturdy construction. Their practical design represents Fuji's latest developments in drills technology. Fuji offers a complete line of drills with a drilling capacity range from 2mm to 100mm.

STRAIGHT/SIDE EXHAUST TYPE



FRD-5S-1F~6S-7F

Model		Drilling Capacity		Stall Torque			Free Speed	Type and Size of Spindle		Chuck Capacity (mm)		Side to Center		Power		Overall Length		Weight		Max. Air Consumption	
Thread Type	Taper Type	mm	in	N·m	kgf·m	ft·lb	min ⁻¹	Thread	Taper	Thread	Taper	mm	in	kW	hp	mm	in	kg	lb	m ³ /min	ft ³ /min
FRD-5S-1F	-	5	3/16	2.0	0.20	1.4	3,200	3/8-24	-	6.5	-	18.5	47/64	0.18	0.24	175	6 57/64	0.6	1.3	0.60	21.2
-	FRD-5S-2TF	2	5/64	0.3	0.03	0.2	24,000	-	J.T.#D	-	5.0	18.5	47/64	0.18	0.24	164	6 15/32	0.6	1.3	0.60	21.2
FRD-6S-2F	-	5	3/16	2.5	0.25	1.8	4,300	3/8-24	-	6.5	-	21.0	53/64	0.29	0.39	209	8 15/64	0.9	1.9	0.68	24.0
FRD-6S-3F	-	8	5/16	2.9	0.30	2.1	2,800	3/8-24	-	8.0	-	21.0	53/64	0.29	0.39	212	8 23/64	1.0	2.2	0.68	24.0
FRD-6S-5F	-	10	7/16	6.9	0.70	5.0	1,300	3/8-24	-	10.0	-	23.0	29/32	0.29	0.39	233	9 3/16	1.0	2.2	0.68	24.0
FRD-6S-7F	-	13	1/2	15.7	1.60	11.5	600	1/2-20	-	13.0	-	21.0	53/64	0.29	0.39	261	10 9/32	1.5	3.3	0.68	24.0

*FRD-5 series: 1/4" Air Inlet, 1/4"(6.35mm) Air Hose. All other models: 1/4" Air Inlet, 3/8"(9.5mm) Air Hose.
 *Marked * are furnished with Dead Handle.

PISTOL/REAR EXHAUST TYPE



FRD-5P-1



FRD-6PX Series



FRD-8PX Series

Model		Drilling Capacity		Stall Torque			Free Speed	Type and Size of Spindle		Chuck Capacity (mm)		Side to Center		Power		Overall Length		Weight		Max. Air Consumption	
Thread Type		mm	in	N·m	kgf·m	ft·lb	min ⁻¹	Thread	Taper	Thread	Taper	mm	in	kW	hp	mm	in	kg	lb	m ³ /min	ft ³ /min
FRD-5P-1		5	3/16	2.0	0.20	1.4	3,200	3/8-24	-	6.5	-	18.0	45/64	0.18	0.24	155	6 7/64	0.6	1.3	0.40	14.1
FRD-6PX-2		5	3/16	2.5	0.25	1.8	4,300	3/8-24	-	6.5	-	21.0	53/64	0.29	0.39	167	6 37/64	1.1	2.4	0.55	19.4
FRD-6PX-3		8	5/16	3.0	0.30	2.1	2,800	3/8-24	-	8.0	-	21.0	53/64	0.33	0.44	171	6 47/64	1.1	2.4	0.55	19.4
FRD-6PX-5		10	7/16	6.9	0.70	5.0	1,300	3/8-24	-	10.0	-	22.5	57/64	0.27	0.36	187	7 3/8	1.3	2.8	0.55	19.4
FRD-6PX-7		13	1/2	15.7	1.60	11.5	600	1/2-20	-	13.0	-	22.5	57/64	0.23	0.31	222	8 3/4	1.7	3.7	0.55	19.4
FRD-8PX-1		8	5/16	5.9	0.60	4.3	2,600	3/8-24	-	8.0	-	25.0	63/64	0.44	0.59	187	7 3/8	1.5	3.3	0.76	26.8
FRD-8PX-2		10	7/16	11.8	1.20	8.6	1,300	3/8-24	-	10.0	-	26.5	1 3/64	0.44	0.59	210	8 9/32	1.9	4.2	0.76	26.8
FRD-8PX-3		13	1/2	16.7	1.70	12.3	900	1/2-20	-	13.0	-	25.5	1	0.44	0.59	240	9 29/64	2.5	5.5	0.76	26.8

*FRD-5 series: 1/4" Air Inlet, 1/4"(6.35mm) Air Hose. All other models: 1/4" Air Inlet, 3/8"(9.5mm) Air Hose.
 *Marked * are furnished with Dead Handle.

DRILL CHUCKS



No.	Models	Type and Size of Spindle	Chuck Capacity
DCK-5J	FRD-5S-2T, 2TF	J.T.#D(Taper)	5mm
DCK-6.5	FRD-5S-1, 1F, 6S-2, 2F, 5P-1, 6PX-2	3/8-24(Thread)	6.5mm
DCK-8	FRD-6S-3, 3F, 6PX-3, 8PX-1	3/8-24(Thread)	8mm
DCK-10	FRD-6S-5, 5F, 6PX-5, 8PX-2	3/8-24(Thread)	10mm
DCK-13	FRD-6S-7, 7F, 6PX-7, 8PX-3, 12Z-1, 1C	1/2-20(Thread)	13mm
DCK-16	FRD-16Z-1, 1C	5/8-16(Thread)	16mm

GRIP HANDLE MEDIUM SIZE DRILLS



FRD-12Z-1C, 16Z-1C
(Inside Lever)


Model	Drilling Capacity (Guidance)		Stall Torque			Free Speed	Type and Size of Spindle		Chuck Capacity		Side to Center		Power		Overall Length		Weight		Max. Air Consumption	
	mm	in	N·m	kgf·m	ft·lb	min ⁻¹	Thread	Taper	mm	mm	in	kW	hp	mm	in	kg	lb	m ³ /min	ft ³ /min	
FRD-12Z-1C	12	1/2	22.0	2.2	15.9	1,200	1/2-20	-	13	34	1 11/32	0.66	0.89	324	12 3/4	3.3	7.3	1.20	42.4	
FRD-16Z-1C	16	5/8	34.3	3.5	25.3	800	5/8-16	-	16	34	1 11/32	-	0.00	364	14 21/64	3.7	8.1	1.20	42.4	

*3/8" Air Inlet Thread Size. 12.7mm(1/2") Air Hose Size. All models can be used for reaming work.
FRD-12Z series 8mm capacity, and FRD-16Z series 13mm capacity.

HEAVY-DUTY DRILLS



FRD-20R~32R



FRD-40R, 50R, 65R



FRD-75R, 100R

Model	Capacity (Guidance)				Stall Torque			Free Speed	Socket	Feed Length		Power		Overall Length		Weight		Max. Air Consumption	
	Drilling		Reaming Tapping		N·m	kgf·m	ft·lb	min ⁻¹		M.T.#	mm	in	kW	hp	mm	in	kg	lb	m ³ /min
FRD-20R-21S	19	3/4	16	5/8	63.7	6.5	47.0	600	2	67	2 41/64	0.88	1.18	282	11 7/64	7.0	15.4	1.20	42.4
FRD-20R-22S	19	3/4	16	5/8	63.7	6.5	47.0	600	3	67	2 41/64	0.88	1.18	307	12 3/32	7.0	15.4	1.20	42.4
FRD-23R-21S	22	7/8	19	3/4	78.4	8.0	57.8	480	2	67	2 41/64	0.88	1.18	282	11 7/64	7.3	16.0	1.20	42.4
FRD-23R-22S	22	7/8	19	3/4	78.4	8.0	57.8	480	3	67	2 41/64	0.88	1.18	307	12 3/32	7.4	16.3	1.20	42.4
FRD-25R-11S	25	1	22	7/8	147.0	15.0	108.4	530	3	96	3 25/32	2.10	2.82	353	13 29/32	14.0	30.8	3.20	113.0
FRD-28R-11S	28	1 1/8	25	1	177.0	18.0	130.1	430	3	96	3 25/32	2.10	2.82	353	13 29/32	14.0	30.8	3.20	113.0
FRD-32R-11S	32	1 1/4	25	1	196.0	20.0	144.6	380	3	96	3 25/32	2.10	2.82	353	13 29/32	14.5	31.9	3.20	113.0
FRD-32R-12S	32	1 1/4	25	1	196.0	20.0	144.6	380	4	96	3 25/32	2.10	2.82	353	13 29/32	14.5	31.9	3.20	113.0
FRD-40R-11S	44	1 47/64	32	1 1/4	304.0	31.0	224.2	220	4	93	3 43/64	1.80	2.41	446	17 9/16	18.7	41.1	3.20	113.0
FRD-50R-11S	50	2	50	2	431.0	44.0	318.1	150	4	93	3 43/64	1.80	2.41	446	17 9/16	18.7	41.1	3.20	113.0
FRD-65R-1S	65	2 9/16	65	2 9/16	608.0	62.0	448.4	190	5	125	4 59/64	3.30	4.43	487	19 11/64	32.0	70.4	5.50	194.2
FRD-75R-1S	75	3	75	3	1156.0	118.0	855.0	85	5	128	5 3/64	3.10	4.16	600	23 5/8	43.0	94.6	5.50	194.2
FRD-100R-1S	100	4	100	4	1823.0	186.0	1344.8	55	5	128	5 3/64	3.10	4.16	600	23 5/8	43.0	94.6	5.50	194.2

*Air Hose Size: FRD-20R~23R: 1/2", FRD-25R~50R: 3/4", FRD-65R~100R: 1".
*Air Inlet Thread Size: FRD-65R~100R: 1". All other models: 1/2".

Baby Angle Drills

Fuji Baby Angle Drills are equipped with a compact head (low height and side-to-center head dimensions) to allow these tools to be used in confined areas. Ball and needle bearings used throughout angle heads provide long service life and less spindle run-out.



Model	Drilling Capacity (Guidance)		Stall Torque			Free Speed	Spindle Thread Size	Side to Center		Power		Overall Length		Weight		Max. Air Consumption		Air Inlet Thread Size	Air Hose Size	
	mm	in	N·m	kgf·m	ft·lb	min ⁻¹	in	mm	in	kW	hp	mm	in	kg	lb	m ³ /min	ft ³ /min	BSP or NPT	mm	in
Front Exhaust Type																				
FCD-6B-1F	6	1/4	2.5	0.25	1.8	2,500	1/4-28UNF	9.5	3/8	0.16	0.21	222	8 47/64	0.60	1.3	0.56	19.8	1/4	6.3	1/4

Corner Drills

Fuji utilizes their power transmission knowledge in their line of corner drills. In addition to their power, these drills are designed to work well in confined spaces.



Model	Drilling Capacity (Guidance)		Stall Torque			Free Speed	Spindle Thread Size	Chuck Capacity	Side to Center		Power		Overall Length		Weight		Max. Air Consumption		Air Hose Size	
	mm	in	N·m	kgf·m	ft·lb	min ⁻¹	in	mm	mm	in	kW	hp	mm	in	kg	lb	m ³ /min	ft ³ /min	mm	in
FCD-6X-1F	6	1/4	4.9	0.50	3.6	2,500	3/8-24UNF	6.5	21	53/64	0.34	0.46	267	10 33/64	1.7	3.7	0.68	24.0	9.5	3/8
FCD-6X-2F	8	5/16	7.8	0.80	5.7	1,500	3/8-24UNF	8.0	21	53/64	0.29	0.39	281	11 1/16	1.9	4.1	0.68	24.0	9.5	3/8
FCD-10X-1F	10	7/16	11.8	1.20	8.6	1,200	1/2-20UNF	10.0	21	53/64	0.42	0.56	377	14 27/32	2.2	4.8	0.50	17.6	9.5	3/8

*1/4" Air Inlet Thread Size, All models are Rear Exhaust types.

HEAVY-DUTY CORNER DRILLS (NON-REVERSIBLE)



F-14CN.S



F-22RCN.S



F-32RCN, 32RCNS

Model	Capacity (Guidance)				Stall Torque			Free Speed	Socket	Side to Center		Feed Length		Power		Overall Length		Weight		Max. Air Consumption	
	Drilling		Reaming Tapping		N-m	kgf-m	ft-lb			min ⁻¹	M.T.#	mm	in	mm	in	kW	hp	mm	in	kg	lb
F-14CN-1S	14	9/16	9.5	3/8	31.4	3.2	23.1	1,000	1	24	15/16	38	1 1/2	0.70	0.94	410	16 9/64	4.6	10.1	1.25	44.1
F-14CN-2S	14	9/16	9.5	3/8	31.4	3.2	23.1	1,000	2	24	15/16	38	1 1/2	0.70	0.94	410	16 9/64	4.6	10.1	1.25	44.1
F-22RCN-1S	22	7/8	19.0	3/4	108.0	11.0	79.5	450	2	35	1 3/8	60	2 3/8	1.10	1.48	493	19 13/32	8.5	18.7	1.50	53.0
F-32RCN-1S	32	1 1/4	25.0	1	127.0	13.0	94.0	400	3	40	1 37/64	60	2 3/8	1.32	1.77	523	20 19/32	9.7	21.3	1.50	53.0
F-32RCNS-1S	32	1 1/4	25.0	1	127.0	13.0	94.0	400	3	40	1 37/64	25	1	1.32	1.77	529	20 53/64	8.8	19.3	1.50	53.0

*12.7mm (1/2") Air Hose Size.

*Air Inlet Size: F-14CN series: 3/8", All others: 1/2".

HEAVY-DUTY CORNER DRILLS (REVERSIBLE)



F-22RCR.S



F-32RCR.S



FCD-23R~50R.S



FCD-75R, 100R.S

Model	Capacity (Guidance)				Stall Torque			Free Speed	Socket	Side to Center		Feed Length		Power		Overall Length		Weight		Max. Air Consumption	
	Drilling		Reaming Tapping		N-m	kgf-m	ft-lb			min ⁻¹	M.T.#	mm	in	mm	in	kW	hp	mm	in	kg	lb
F-22RCR-1S	22	7/8	19.0	3/4	93.2	9.5	68.7	400	2	35	1 3/8	60	2 3/8	0.90	1.21	505	19 7/8	8.5	18.7	1.50	53.0
F-32RCR-1S	32	1 1/4	25.0	1	113.0	11.5	83.1	315	3	40	1 37/64	60	2 3/8	0.81	1.09	538	21 3/16	10.0	22.0	1.50	53.0
FCD-23R-11S	22	7/8	19.0	3/4	80.4	8.2	59.3	430	2	27	1 1/16	35	1 3/8	0.90	1.21	472	18 37/64	7.0	15.4	1.50	53.0
FCD-23R-12S	22	7/8	19.0	3/4	80.4	8.2	59.3	430	3	27	1 1/16	35	1 3/8	0.90	1.21	472	18 37/64	7.1	15.6	1.50	53.0
FCD-32R-11S	32	1 1/4	32.0	1 1/4	177.0	18.0	130.1	350	3	35	1 3/8	53	22 3/4	1.60	2.15	578	22 3/4	13.5	29.7	1.80	63.5
FCD-50R-11S	50	2	50.0	2	392.0	40.0	289.0	140	4	41	1 5/8	58	2 5/16	1.60	2.15	595	23 27/64	16.0	35.2	2.25	79.4
FCD-75R-11S	75	3	75.0	3	834.0	85.0	614.8	85	5	49	1 15/16	57	2 1/4	1.90	2.55	651	25 5/8	20.5	45.1	2.50	88.3
FCD-100R-11S	100	4	100.0	4	1370.0	140.0	1012.6	40	5	62	2 7/16	105	4 1/8	1.90	2.55	730	28 3/4	29.3	64.4	2.25	79.4

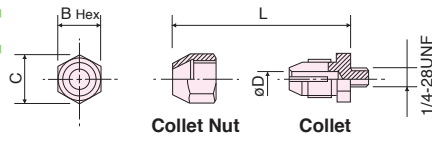
*Air Hose Size: FCD-23 series and F-22, -32series 12.7mm(1/2"), All others: 19mm (3/4") .

*Air Inlet Thread Size: 1/2".

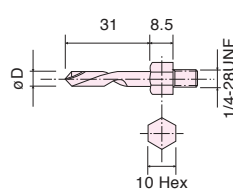
Accessories

COLLET CHUCKS, SNAKE DRILLS, ATTACHMENT AND PADS FOR FCD-6B

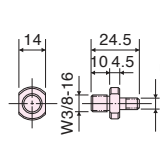
COLLET CHUCKS



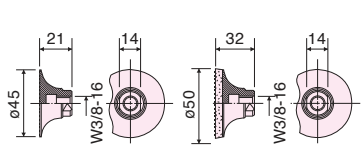
SNAKE DRILLS



ATTACHMENT



VELCRO RUBBER PAD



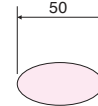
AC No.	Part No.		Size				
	Collet Nut	Collet	D	B(Hex)	C	L	
			mm	in	mm	mm	mm
CN-1801	D-021343-00	D-021342-02	-	1/16	12	13.8	15
CN-1802	D-021343-00	D-021342-00	3	-	12	13.8	15
CN-1803	D-021343-00	D-021342-01	3.2	-	12	13.8	15
CN-1804	D-023343-01	D-023342-01	4	-	14	16.2	21
CN-1805	D-023343-01	D-023342-03	-	3/16	14	16.2	21
CN-1806	D-023343-01	D-023342-02	5	-	14	16.2	21
CN-1807	D-023343-00	D-023342-04	6	-	17	19.6	23
CN-1808	D-023343-00	D-023342-00	-	1/4	17	19.6	23

AC No.	Size
	D
	mm
SN-2	2
SN-3	3
SN-4	4
SN-5	5
SN-6	6

Part No.	Part No.	Part No.
A-179693-00	MP-2-1	MP-2-1S

(with SPONGE)

VELCRO SANDING PAPERS




AC No.	Grit #
MP-2-10	40
MP-2-2	60
MP-2-3	80
MP-2-4	100
MP-2-5	120
MP-2-6	150
MP-2-7	240
MP-2-8	320

*Minimum order required : 100pieces / item

STIRRING PROPELLERS


AC No. : AT-P01

For use with 10mm Drill Chuck

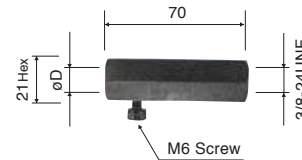


AC No. : AT-P02

For use with 13mm Drill Chuck



ADAPTERS TO CONNECT PROPELLERS TO DRILLS



Part No.	Size	Stirring Propellers	models
	D		
	mm		
M-002693-01	10	AT-P01	FRD-5S, 6S-2~5
M-002693-00	12	AT-P02	5P, 6PX-2~5
			8PX-1, 2

*These adapters are designed to connect propellers directly to drills.

DEAD HANDLE FOR FRD-12Z, 16Z

PART No. : A-192014-00

This dead handle softens vibration and eases operator's fatigue much more than the ordinary dead handle.



APPLICATION EXAMPLES

Stirring propellers attached to FRD series drills



SOFT JACKETS


- Soften vibration and Chill-touch
- Protect work piece and tool
- Improve comfort



AC No.	Applicable Dia.	Thickness x Length
	mm	
SO-25	22 - 28	2 x 120
SO-30	26 - 33	
SO-35	34 - 42	
SO-55	56 - 70	

1 REVERSING

- A. Twin lever type-one lever for forward rotation (with throttle actuation) and one lever for reverse rotation (with throttle actuation).
FT-6BX
- B. See-saw type lever for throttle actuation and reversing.
FT-8PX
- C. Push/Pull type-forward rotation when the tool is pushed into the work-piece, reverse rotation when the tool is pulled away from the work-piece.
FT-6P, 13Z



2 TWO-STAGE THROTTLING

This mechanism allows a "slow start" to ensure tap is correctly aligned prior to actuating "full speed".
FT-6P, 8PX, 13Z



3 AIR REGULATOR

A 4 click stop regulator is built in and the operator can regulate air supply for torque adjustment.
FT-6P



4 DEAD HANDLE

The dead handle is used to reduce the effect of "snatching" when tapping a through hole. It is also used when tapping "high torque" threads.
FT-8PX, 13Z



5 REAR EXHAUST WITH AIR EXHAUST HOSE

Connecting an air exhaust hose, provides improved operator comfort by directing the exhaust air away and reducing the noise level.
FT-6BX



6 REAR EXHAUST WITH BUILT-IN MUFFLER

The noise level is minimised via the muffler built into the exhaust cover.
FT-8PX



7 UNIVERSAL TAPPING CHUCK

The universal tapping chuck provides optimal grip of the tap during the tapping operation.
FT-6BX-1T, 8PX-1, 13Z-1




8 DRILL CHUCK

A drill chuck can also be used for tapping where appropriate.
FT-6P, 6BX-1(D Type)



Tappers

Easy to use throttle and reversing trigger combined with a universal tapping chuck provide a smooth tapping operation. Fuji Tappers are available in tapping capacities from 6mm to 13mm.



Model	Type	Tapping Capacity (Guidance)				Free Speed(min ⁻¹)		Type and Size of Spindle Taper #	Chuck Capacity mm	Overall Length		Weight		Max. Air Consumption		Air Hose Size	
		Steel		Aluminum		R	L			mm	in	kg	lb	m ³ /min	ft ³ /min	mm	in
		mm	in	mm	in												
FT-6P-1	-	6	1/4	8	5/16	1,000	1,000	J.T.#1	8	236	9 19/64	1.8	4.0	0.50	17.7	9.5	3/8
FT-6BX-1	D	6	1/4	8	5/16	2,000	2,000	J.T.#1	6.5	205	8 7/64	1.3	2.9	0.56	19.8	8.0	5/16
FT-6BX-1	T	6	1/4	8	5/16	2,000	2,000	J.T.#1	8	240	9 29/64	1.3	2.9	0.56	19.8	8.0	5/16
FT-8PX-1	-	8	5/16	10	3/8	450	450	M.T.#1	9	232	9 9/64	2.0	4.4	0.50	17.7	9.5	3/8

*FT-6P-1, 6BX-1, 8PX-1: 1/4" Air Inlet Thread Size.
*TYPE: D...Drill Chuck, T...Tapping Chuck.



No.	Models	Type and Size of Spindle Taper #	Chuck Capacity
TCK-6	FT-6BX-1T	J.T.#1	8mm
TCK-8F	FT-8PX-1	M.T.#1	9mm



No.	Models	Type and Size of Spindle Taper #	Chuck Capacity
DCK-6.5J	FT-6BX-1(D Type)	J.T.#1	6.5mm
DCK-8J	FT-6P-1	J.T.#1	8mm